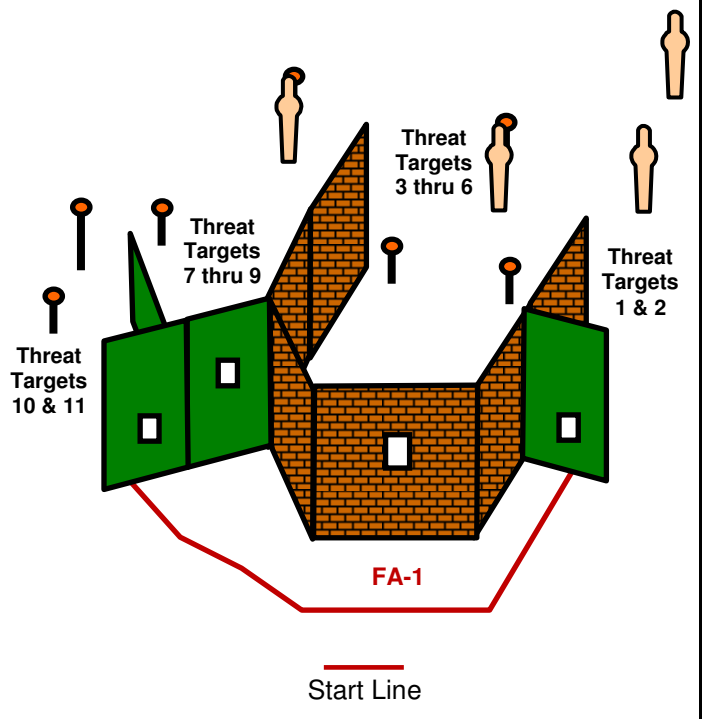
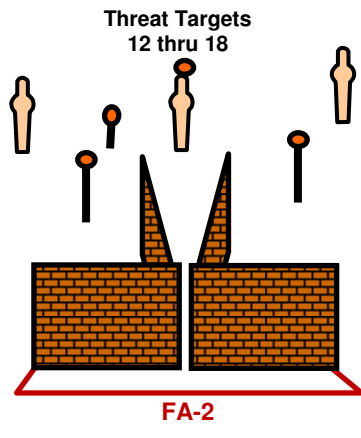
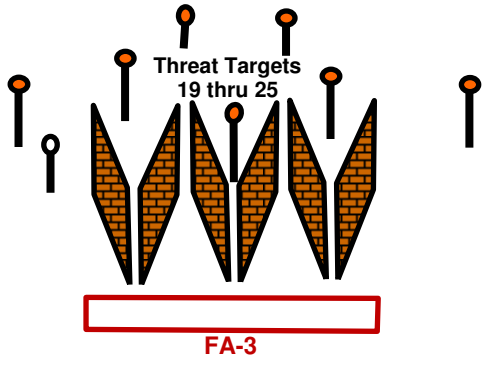


# NRA TACTICAL POLICE COMPETITION

<b>Course:</b> 7	<b>Course Name:</b> Shotgun Trial	<b>S- 3020</b>
<b>Course Type:</b> Skill Based	<b>Start/Stop:</b> Shot Timer / Last Shot - 180 Max Time	
<b>Targets:</b> Clays & Steel	<b>Scoring:</b> Steel Must Fall / Clays Must Break	
<b>Firearms / Rounds Required:</b> Duty Shotgun = 25 Birdshot Rounds		
<b>Start Position:</b> Shotgun loaded with 4 rounds to Cruiser Safe (Safety ON, Bolt closed on empty Chamber, 4 rounds loaded in Magazine Tube). <b>All</b> additional shotgun ammunition inside provided Grab & Go bag with flap secured. Standing with Heels on Start Line.		
<b>Course Description:</b> On the Start Signal enter FA-1 and engage Threat Targets 1 thru 11. Move to FA-2 and engage Threat Targets 12 thru 18, and then move to FA-3 and engage Threat Target 19 thru 25.		
<b>NOTE:</b> Duty Shotgun cannot be loaded with additional rounds until one Shotgun Target has been engaged and hit. = 2 Procedural Penalties for Violation Firing Rounds that did not come from Grab & Go Bag = 2 Procedural Penalties PER Round Fired.		



# **NRA TACTICAL POLICE COMPETITION - COURSE MATERIAL & SUPPLIES**

**Course:** 7

**Course Name:** Handgun - Shotgun Trial

**S- 3020**

## **Course Material & Supplies**

- ❑ Course of Fire Kit: RO Radio / Shot Timer with Random & Max Time Functions / Timer Spare Batteries / RO Clipboard / Score Sheets / Completed Score Sheet Folder / Staple Gun & Staples / Pens / Markers / Tan, White & Black Target Pastes
- ❑ RO Table & Pop Up Tent for Shelter
- ❑ Competitor Equipment Staging Table = 2
- ❑ Material To Create Firing Area Boundaries
- ❑ Material To Mark Start Line
- ❑ Pepper Popper Steel Targets – Shotgun Grade = 7 Plus One Spare
- ❑ Clay Bird Stands = 20 (includes 1 spare)
- ❑ Spikes for Walls, Wall Braces & Poppers
- ❑ Fence Sections for Walls / Visual Barriers – 6.5' x 8' = 16 / One with Port
- ❑ Conduit Wall Supports
- ❑ Coroplast for Walls and Visual Barrier - 4' x 8' = 4 Sheets
- ❑ 2" x 2" x 8' Lumber to Make Coroplast Frames & Cross Braces for Fence Walls = 14
- ❑ 1" x 2" x 8' Lumber for Firing Areas Boundaries and Port Framing = 14
- ❑ Paint For Steel
- ❑ Clay Birds: 18 Per Shooter
  - For 150 Shooters = 2,700 = 30 Cases (90 Count Box)
  - For 170 Shooters = 3,060 Clays = 34 Cases (90 Count Box)
- ❑ Cardboard No-Shoot Clay Birds = 4
- ❑ Other:



# TACTICAL POLICE COMPETITION SCORE SHEET

Duty Shotgun = 25 Birdshot Rounds

Fired Time →

First Shot Time  
↓

First Shot Maximum = **None**

First Shot Penalty

*Statistical Office Use*  
→ =

Target Not Engaged

Times 20

No Shoot Target Hits

Times 10 =

Procedural Penalties

Times 10 =

Loss of Accuracy Penalty

**Final Tactical Score**

Fired Time Plus All Penalties

	- 0	- 2	- 4	Miss	Hits Required
Steel Targets	<input type="text"/>	<input style="background-color: black;" type="text"/>	<input style="background-color: black;" type="text"/>	<input type="text"/>	7
Clay Targets	<input type="text"/>	<input style="background-color: black;" type="text"/>	<input style="background-color: black;" type="text"/>	<input type="text"/>	18
<b>Total Zone Hits</b>	<input type="text"/>	<input style="background-color: black;" type="text"/>	<input style="background-color: black;" type="text"/>	<input type="text"/>	<b>25</b>

<i>Statistical Office Use</i>				
Accuracy Loss Factor	Above Times 2	Above Times 4	Above Times 10	Total
Accuracy Loss Penalty	<input style="background-color: black; text-align: center; width: 40px;"/> 0	<input style="background-color: black;" type="text"/>	<input style="background-color: black;" type="text"/>	<input type="text"/>

RO Name:

Shooter Initial:

Time of Day:

<b>S - 3020</b>	Course Name: <b>Shotgun Trial</b>	Course Number: <b>7</b>
Competitor Name:	<input type="checkbox"/> Patrol <input type="checkbox"/> Tactical	Team Number: